



AHB Switch-Kit / Opening a New Account

STEP BY STEP PROCEDURES




Start the process of opening an account before you come into the bank. Let us help you make opening a new account as fast and easy as possible.


Please Note: You will still be required to come in the bank to sign the signature card, and bring in the necessary identification information required to open an account upon finishing filling out the online form.

1. Go to our website: www.ahbnm.com
2. Scroll to the down on our homepage until you see “AHB EASY SWITCH KIT”.

Most Popular Resources

We've made things easy for you! Grab our new Switch Kit to make switching your account easy! Get the new Mobile Banking App and bank on your phone. Or login to Internet Banking to check your account. Don't have Internet Banking yet, use the self-enroll option to get signed up without ever coming in the bank!

 AHB EASY SWITCH KIT We make switching easy! Find out just how easy it is to switch to us. Let's Get Started!	 MOBILE BANKING APP Grab our FREE Mobile Banking App! Bank with us anytime, anywhere. Download Here!	 INTERNET BANKING Internet Banking Login. Don't have Internet Banking, self-enroll today! Sign In / Enroll
--	---	---






AHB Switch-Kit / Opening a New Account

STEP BY STEP PROCEDURES

Click “Let’s Get Started” button to direct you to the Switch Kit Page.



**AHB EASY SWITCH
KIT**

We make switching easy!
Find out just how easy it is
to switch to us.

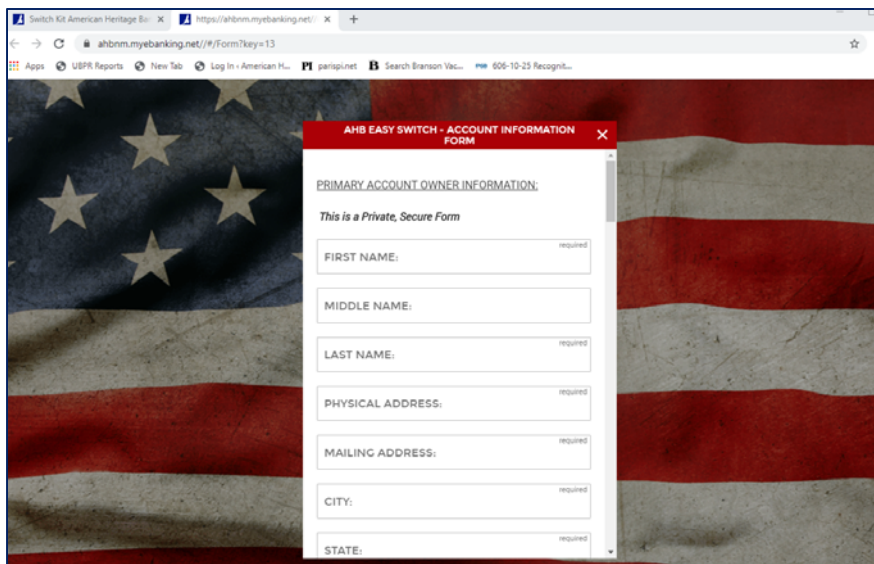
Let's Get Started!

3. On the Switch Kit Page, go to #1, under PART 1 and click the “FILL OUT This PRIVATE, SECURE Form!”

PART 1

1. Pick the account you want to open. [Click HERE to view our Accounts](#) and then FILL OUT [This PRIVATE, SECURE Form!](#)

4. Once you click, the form will open in a new window on your internet browser.





AHB Switch-Kit / Opening a New Account

STEP BY STEP PROCEDURES

5. Next you will need to fill out the form with your information, as well as the type of account you are wanting to open. Will you be wanting a Debit Card and an ATM Card?

AHB EASY SWITCH - ACCOUNT INFORMATION FORM X

PRIMARY ACCOUNT OWNER INFORMATION:

This is a Private, Secure Form

FIRST NAME: required

MIDDLE NAME:

LAST NAME: required

PHYSICAL ADDRESS: required

MAILING ADDRESS: required

CITY: required

STATE: required

6. Once you finish filling out the information, click the “Submit” button.

Identification Info above is in accordance with the U.S. Patriot Act. All New Accounts are Verified through Chex Systems. If you have any questions, please call our New Accounts Representatives at 575-762-2800.

SUBMIT



AHB Switch-Kit / Opening a New Account

STEP BY STEP PROCEDURES

7. Once you have submitted the Form, within 2 days, you will be receiving a phone call from one of our friendly new account representatives to set-up a time to come into the bank to finish setting up your account.

For Checking Accounts, please bring in:

- Current Driver's License
(If your Driver's License does not have your current address, then you will need to bring in proof of address. Appropriate proof of address documents are: Utility Bill, or Proof of Insurance (either must have the current address that you live at).

8. While you wait to hear back from our new account representative, you can start filling out any of the forms you need to close out your old account, or have any direct deposits or automatic payments changed. You can find these helpful forms on the Switch Kit page. Link to the website: <https://www.ahbnm.com/resources/switch-kit/>

3. Change your Direct Deposit by filling out this [Easy Direct Deposit Authorization Form](#)!

4. Complete and print out our [Easy Automatic Payment Change Authorization Form](#) and give it to any companies you make automatic payments to! You can also call and change your bank information and use this form as a handy guide.

5. Start using your new AHB account, and CLOSE OUT your former account with our [Easy Close Account Authorization Form](#)! Make sure you wait until your payments and outstanding checks clear, then either: mail it, email it, or hand-deliver it to your former bank.

9. After receiving your call from our New Account Representative, you will come in and sign the signature card and present the appropriate items needed to finish opening your account.

Welcome to the American Heritage Bank Family! We are thankful you chose us to be your "Partner in Progress". Please let us know if you need anything! 😊

